



OFFICE OF THE PRINCIPAL

Nalbari College, Nalbari

Accredited "B" Grade by NAAC

Website: www.nalbaricollege.ac.in

E-

mail: nalbaricollege1945@gmail.com Phone No.: +919435310880

Students' Satisfaction Survey

2022-23

For student satisfaction survey the same questionnaire developed by NAAC consisting of 20 closed ended statements was adopted by the college. Since the total enrolment of the college is around 2580 hence a total of 135 students were randomly selected (10% or 100, whichever is lesser as per NAAC guide lines) and data were collected from them. The data are analyzed statement wise and the summary of the statements are presented below-

1. How much of the syllabus was covered in the class?

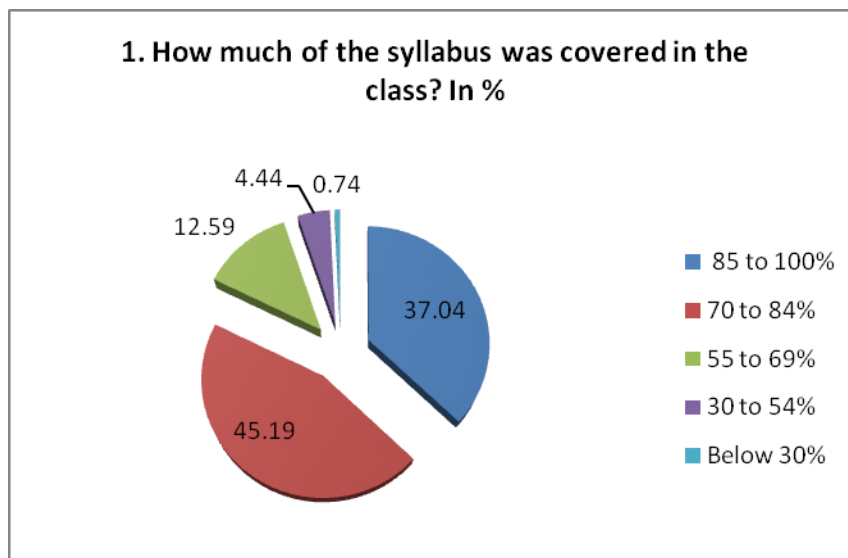
37.04% students said that 85 to 100% syllabus was covered

45.19% students agreed that 70 to 84% syllabus was covered

12.59% students agreed that 55 to 69% syllabus was covered

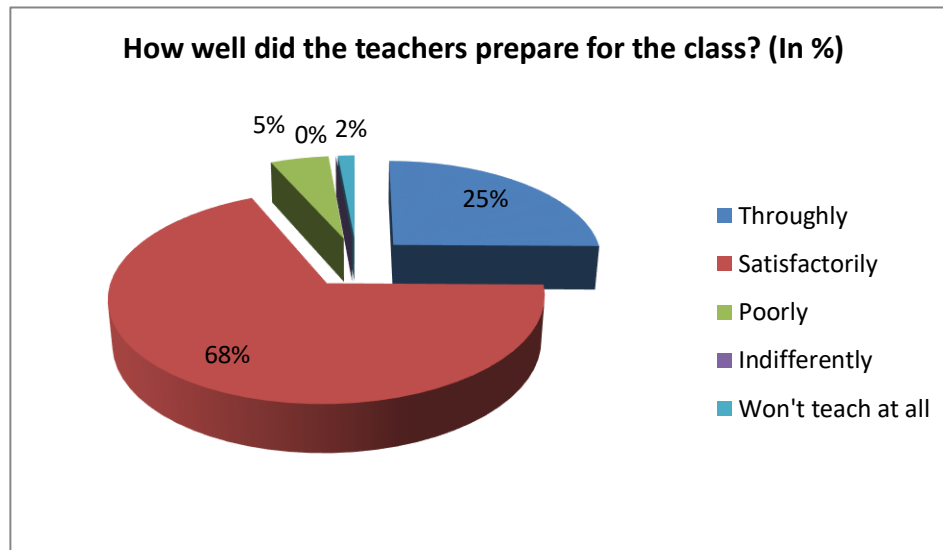
4.44% students agreed that 30 to 54% syllabus was covered and

0.74% students agreed that below 30% syllabus was covered in the class.



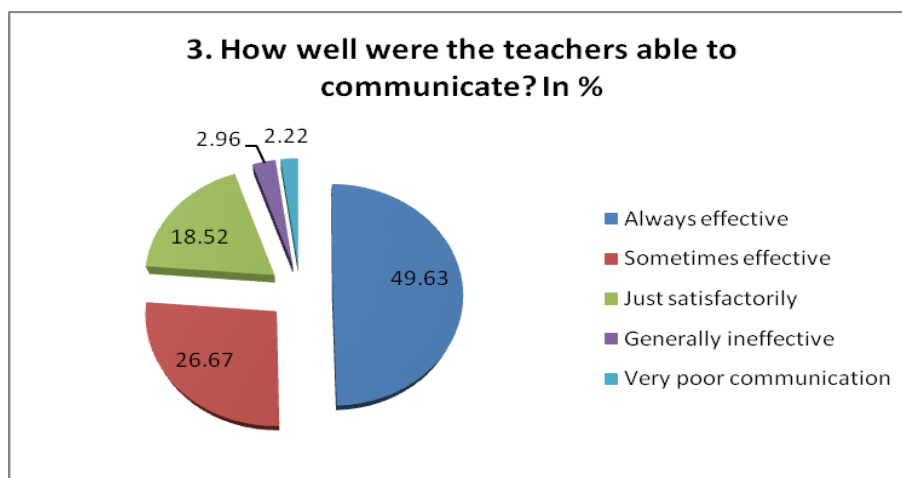
2. How well did the teachers prepare for the class?

25.19% students responded as 'thoroughly'
68.15% students responded as 'satisfactorily'
5.19% students responded as 'poorly',
0% students responded as 'indifferently'
1.47% Students responded as don't teach at all



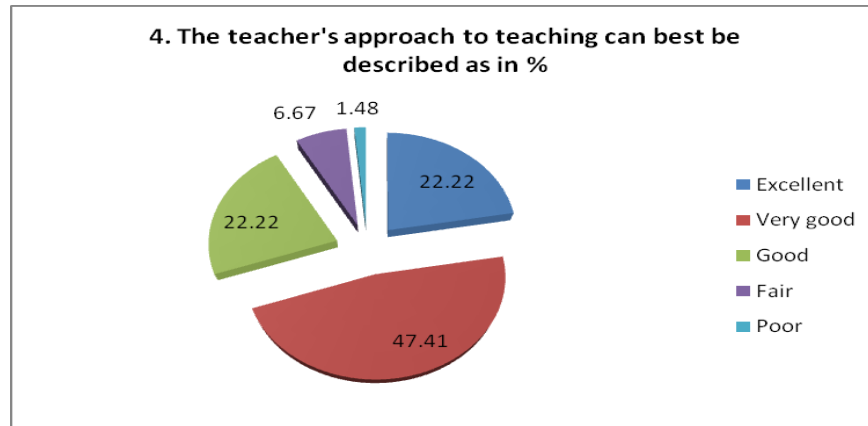
How well were the teachers able to communicate?

49.63% students responded as 'always effective'
26.67% students responded as 'sometimes effective'
18.52% students responded as 'just satisfactory'
2.96% students responded as 'generally ineffective' and
2.22% students responded as 'very poor communication'



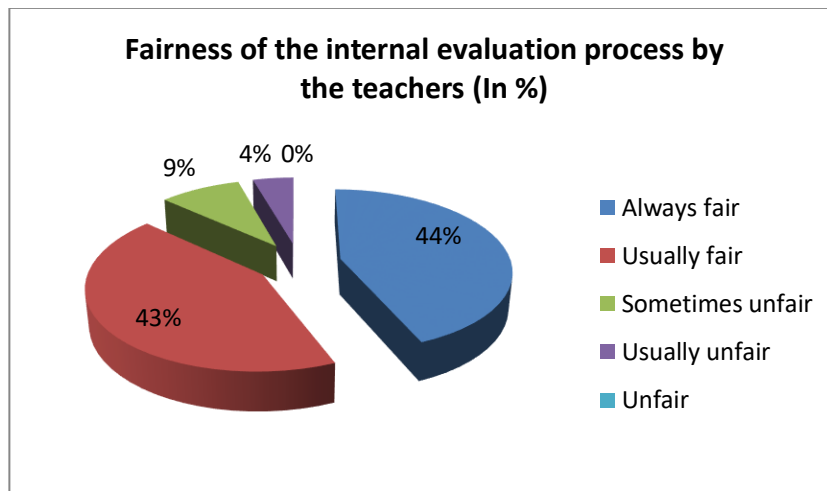
3. **The teachers approach to teaching can best be described as-**

22.22% students responded as 'Excellent'
47.41% students responded as 'very good'
22.22% students responded as 'good'
6.67% students responded as 'fair' and
1.48% students responded as 'poor'



4. **Fairness of the internal evaluation process by the teachers-**

43.70% students responded as 'always fair'
42.97% students responded as 'usually fair'
8.89% students responded as 'sometimes unfair'
4.44% students responded as 'usually unfair'
0% students responded as 'unfair'



5. Was your performance in assignments discussed with you?

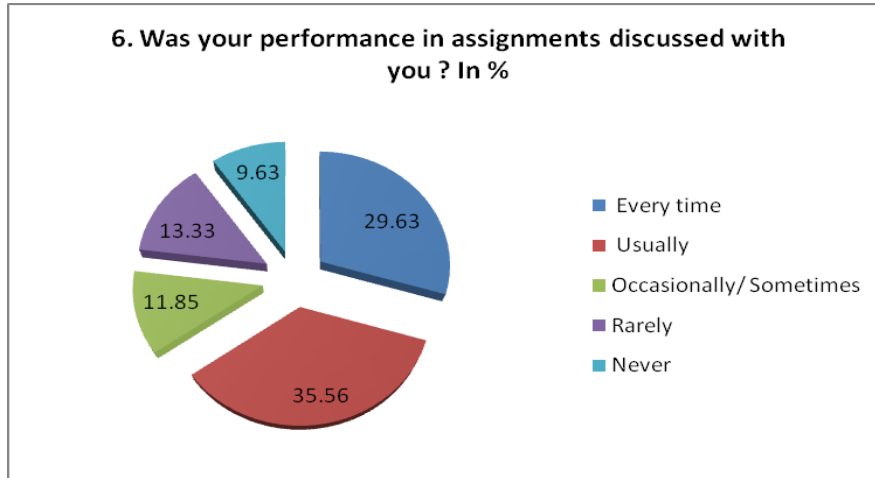
29.63% students responded as 'every time'

35.56% students responded as 'usually'

11.85% students responded as 'occasionally'

13.33% students responded as 'rarely' and

9.63% students responded as 'never'



6. The institute takes active interest in promoting internship, student exchange, field visit opportunities for students-

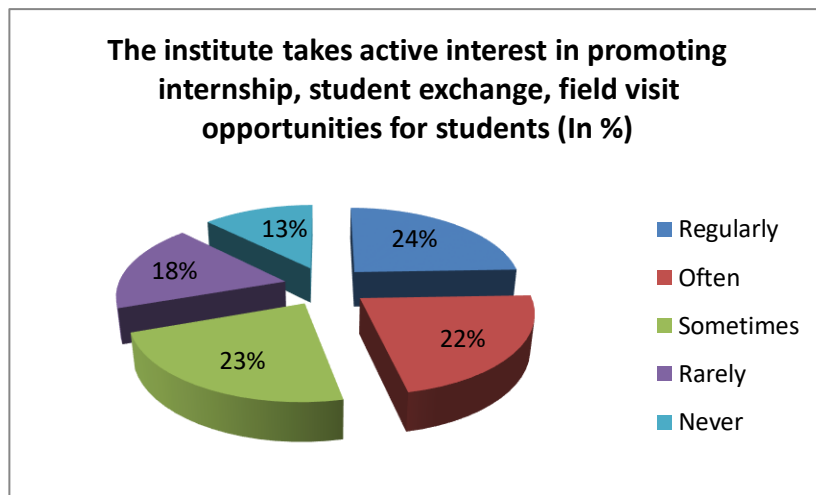
24.45% students responded as 'regularly'

22.22% students responded as 'often'

22.96% students responded as 'sometimes'

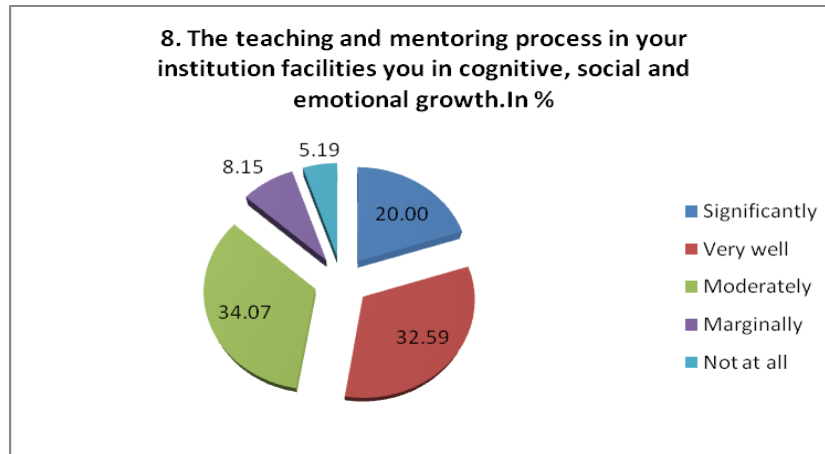
17.78% students responded as 'rarely' and

12.59% students responded as 'never'



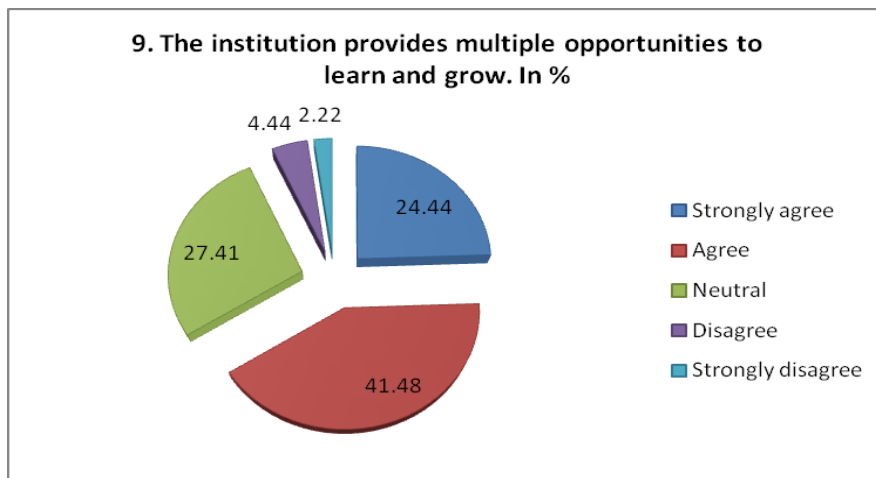
7. The teaching and mentoring process in your institution facilitates you in cognitive, social and emotional growth-

- 20% students responded as 'significantly'
- 32.59% students responded as 'Very well'
- 34.07% students responded as 'moderately'
- 8.15% students responded as 'marginally and
- 5.19% students responded as 'not at all'



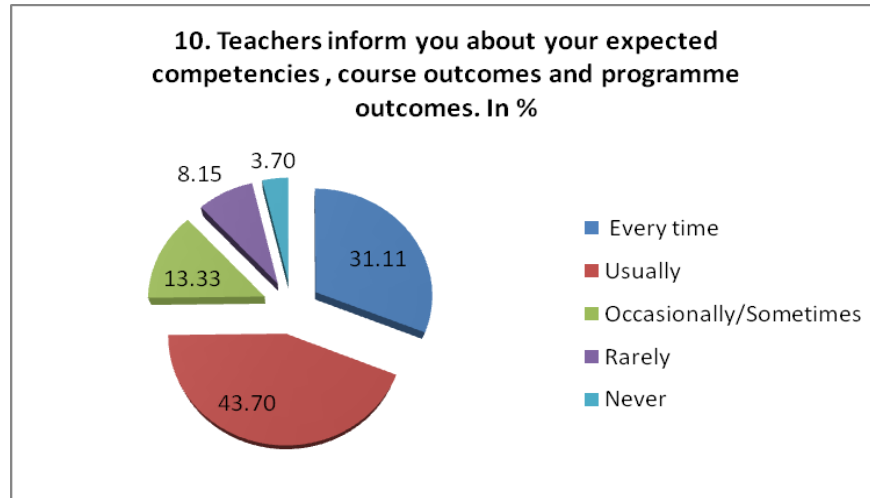
8. The institution provides multiple opportunities to learn and grow-

- 24.44% students responded as 'strongly agree'
- 41.48% students responded as 'agree'
- 27.41% students responded as 'neutral'
- 4.44% students were 'disagreed' and
- 2.22% students were 'strongly disagree'



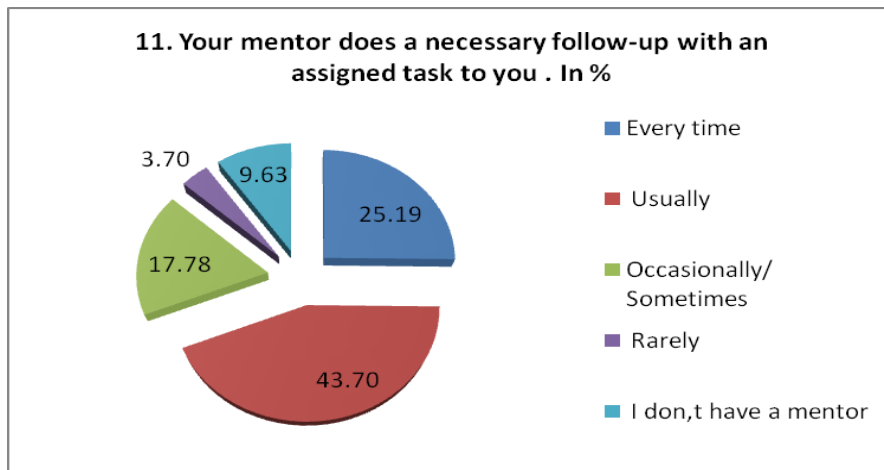
9. Teachers inform you about your expected competencies, course outcomes and programme outcomes-

- 31.11% students responded as 'every time'
- 43.70% students responded as 'usually'
- 13.33% students responded as 'occasionally/sometimes'
- 8.15% students responded as 'rarely' and
- 3.70% students responded as 'never'



10. Your mentor does a necessary follow-up with an assigned task to you-

- 25.19% students responded as 'every time'
- 43.70% students responded as 'usually'
- 17.78% students responded as 'occasionally/sometimes'
- 3.70% students responded as 'rarely' and
- 9.63% students responded as 'I don't have a mentor'



11. The teachers illustrate the concepts through examples and applications-

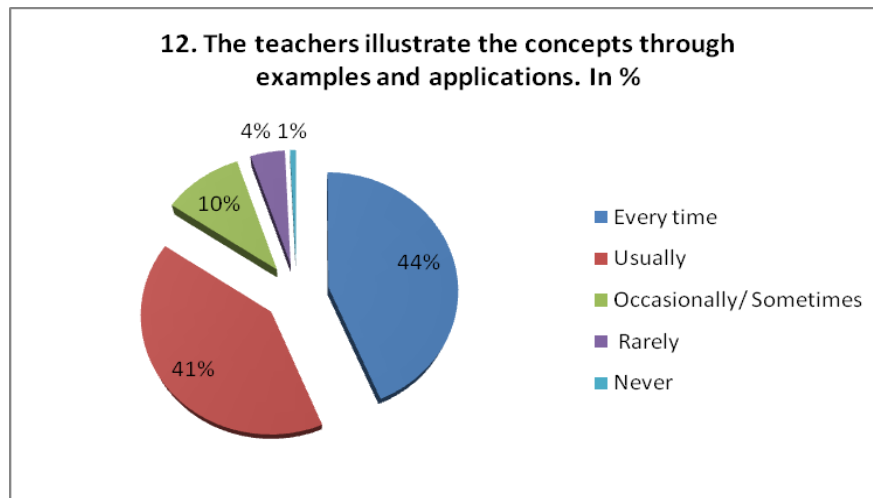
44% students responded as 'every time'

41% students responded as 'usually'

10% students responded as 'occasionally/sometimes'

4% students responded as 'rarely' and

1% students responded as 'never'



13. The teachers Illustrate identify your strengths and encourage you with providing right level of challenges-

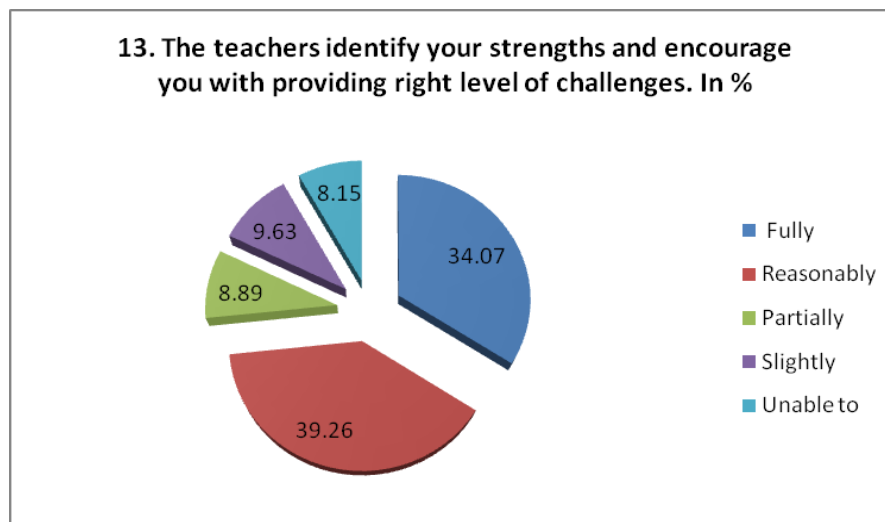
34.07% students responded as 'fully'

39.26% students responded as 'reasonably'

8.89% students responded as 'partially'

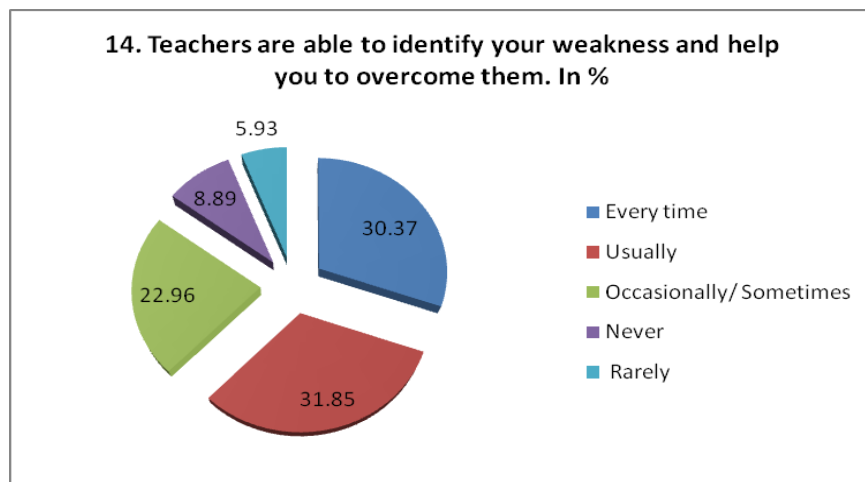
9.63% students responded as 'slightly' and

8.15% students responded as 'slightly'



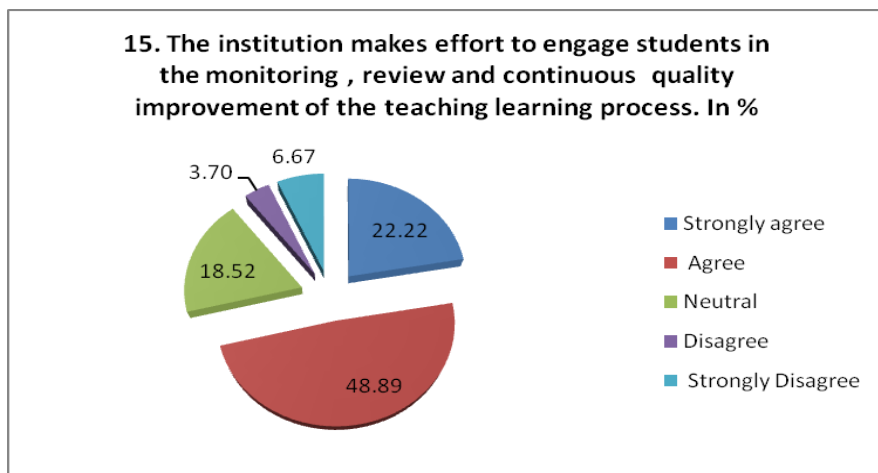
14. Teachers are able to identify your weakness and help you to overcome them-

30.37% students responded as 'every time'
31.85% students responded as 'usually'
22.96% students responded as 'occasionally/sometimes'
8.89% students responded as 'never' and
5.93% students responded as 'rarely'



15. The institution makes effort to encourage students in the monitoring, review and continuous quality improvement of the teaching-learning process-

22.22% students responded as 'strongly agree'
48.89% students responded as 'agree'
18.52% students responded as 'neutral'
3.70% students responded as 'disagree' and
6.67% students responded as 'strongly disagree'



16. The institute/teacher use student centric methods, such as experiential learning, participative learning and problem solving methodologies for enhancing learning experiences -

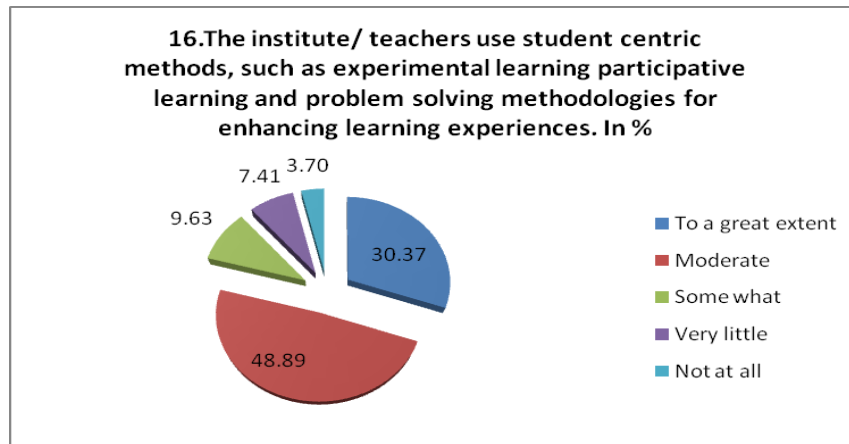
30.37% students responded as 'to a great extent'

48.89% students responded as 'moderate'

9.63% students responded as 'somewhat'

7.41% students responded as 'very little' and

3.70% students responded as 'not at all'



17. Teachers encourage you to participate in extra-curricular activities-

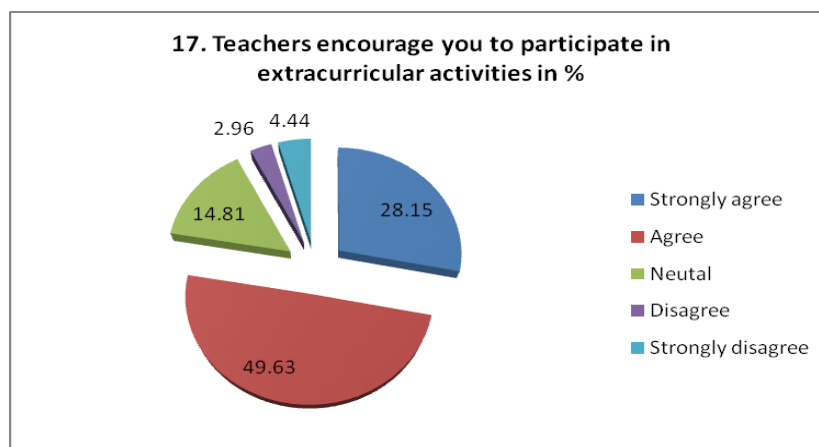
28.15% students responded as 'strongly agree'

49.63% students responded as 'agree'

14.81% students responded as 'neutral'

2.97% students were responded as 'disagree' and

4.44% students responded as 'strongly disagree'



18. Efforts are made by the institute/teachers to inculcate soft skills, life skills and employability skills to make you ready for the world to work-

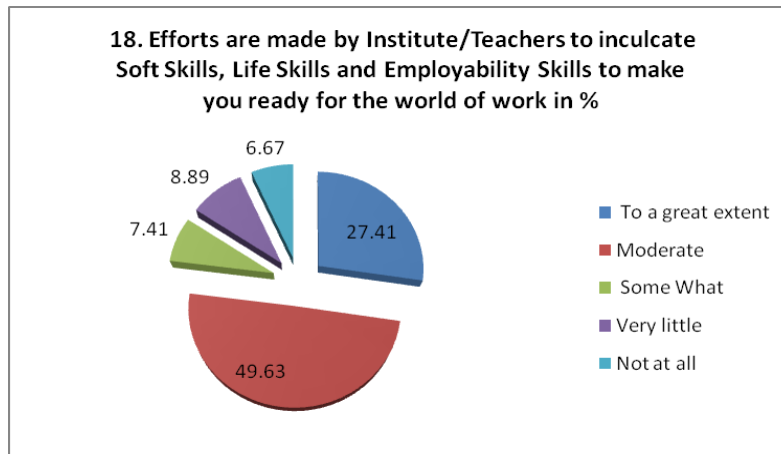
44% students responded as 'to a great extent'

33% students responded as 'moderate'

5% students responded as 'somewhat'

9% students were 'very little' and

9% students responded as 'not at all'



19. What percentage of teachers uses ICT tools such as LCD projector, Multimedia etc. while teaching?

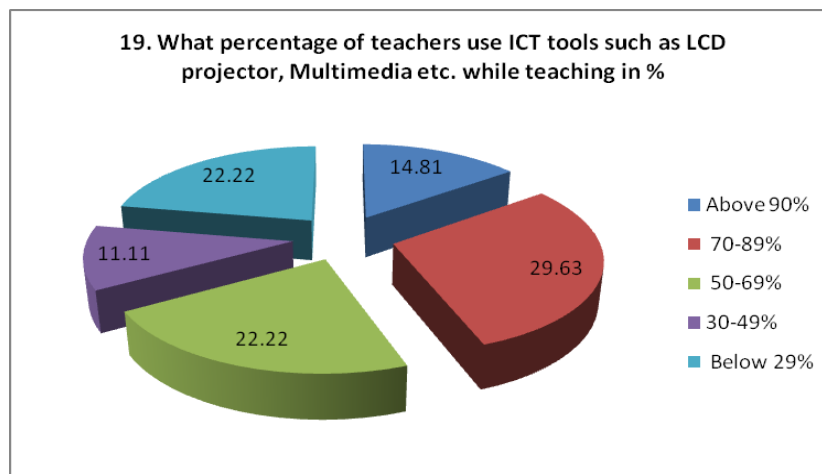
14.81% students responded as 'above 90%'

29.63% students responded as '70to 89%'

22.22% students responded as '50to 69%'

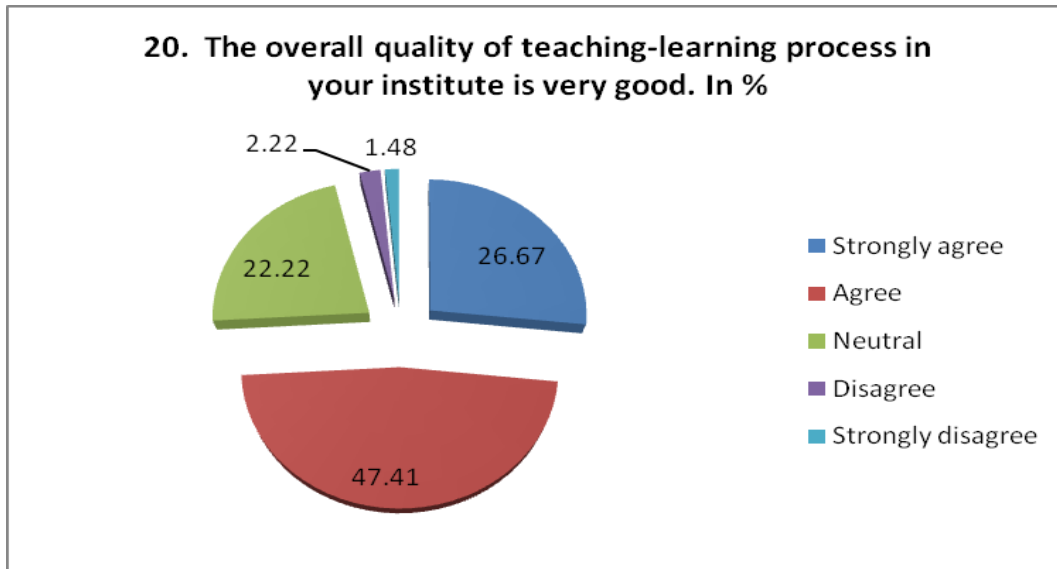
11.11% students responded that as '30to49%' and

22.22% students responded that as 'below 23%'



20. The overall quality of teaching-learning process in your institute is very good-

53% students were 'strongly agreed'
27% students were 'agreed'
14% students responded as 'neutral'
5% students responded as 'disagree' and
1% students responded as 'strongly disagree'





OFFICE OF THE PRINCIPAL
Nalbari College, Nalbari

Accredited "B" Grade by NAAC

Website: www.nalbaricollege.ac.in E-mail: nalbaricollege1945@gmail.com
PhoneNo.: +919435310880

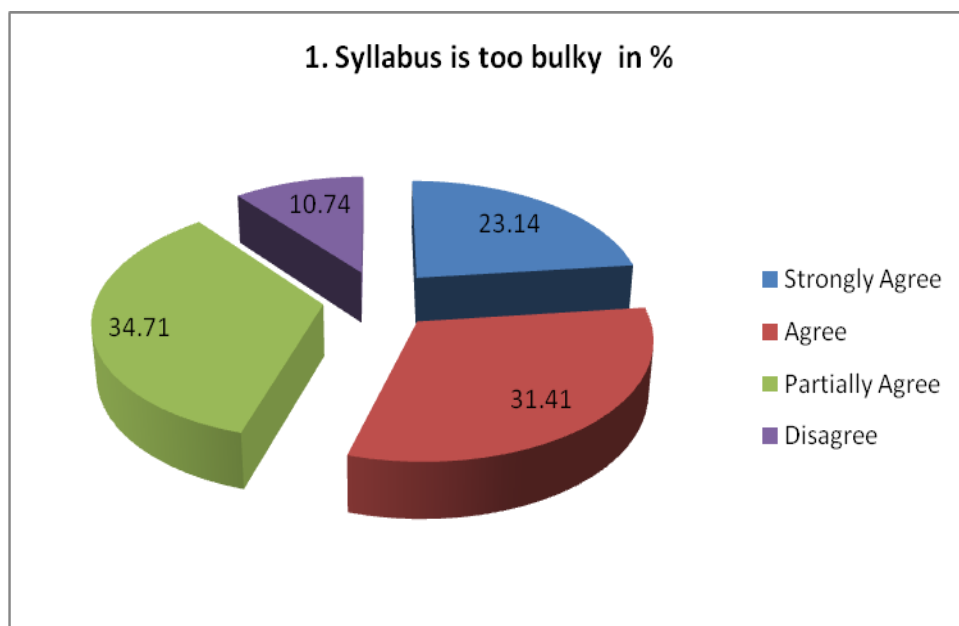
Feedback on Syllabus by Student (2022-23)

The questionnaire for "Feedback on Syllabus by Student" was prepared by the IQAC, Nalbari College, Nalbari. 150 students from both Science and Arts stream selected at random and 121 students responded in the survey.

The questionnaire is consisting of 5 questions each one with 4 close ended statements. The data are analyzed statement wise and the summary of the statements are presented below-

1. The syllabus is too bulky

- 23.14% Students stated that they strongly agree with the statement
- 31.41% Students stated that they agree with the statement
- 34.71% Students stated that they partially agree with the statement
- 10.74% Students stated that they disagree with the statement



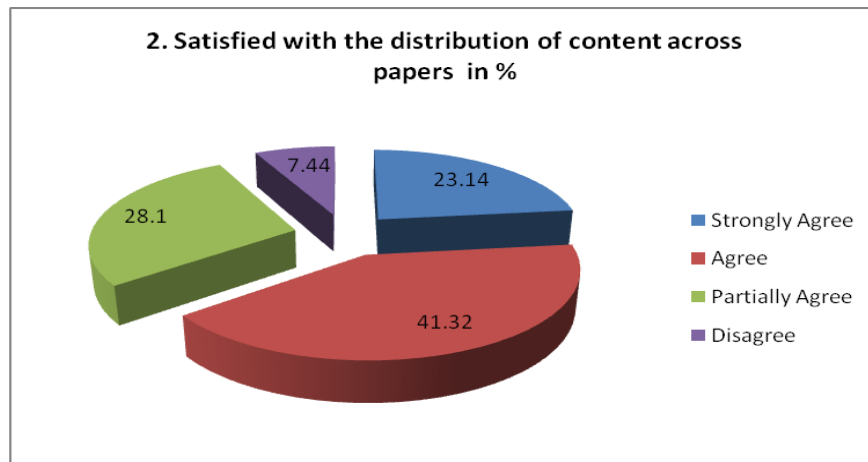
2. Satisfied with the distribution of content across papers

23.14% Students stated that they strongly agree with the statement

41.32% Students stated that they agree with the statement

28.1% Students stated that they partially agree with the statement

7.44% Students stated that they disagree with the statement



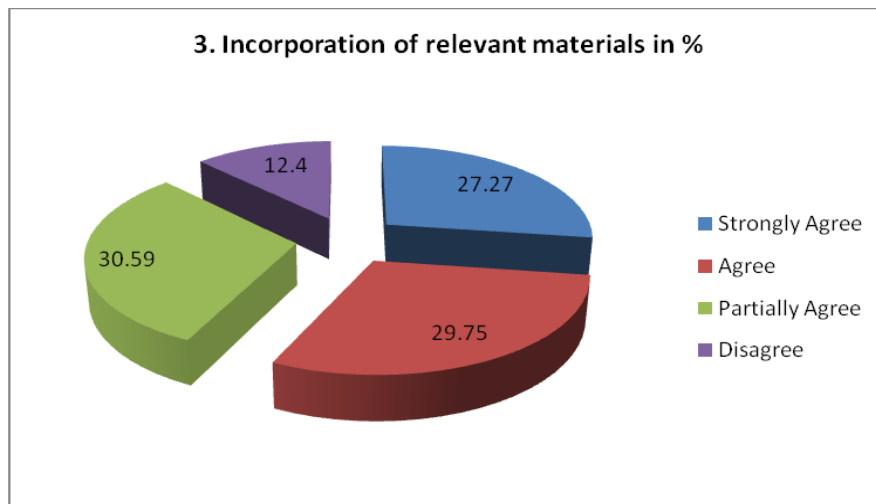
3. Incorporation of relevant materials

27.27% Students stated that they strongly agree with the statement

29.75% Students stated that they agree with the statement

30.59% Students stated that they partially agree with the statement

12.4% Students stated that they disagree with the statement



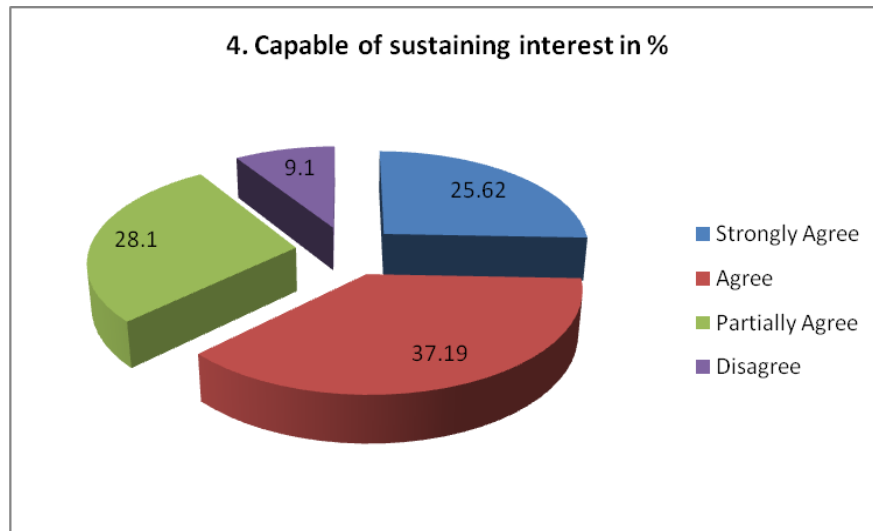
4. Capable of sustaining interest

25.62% Students stated that they strongly agree with the statement

37.19% Students stated that they agree with the statement

28.1% Students stated that they partially agree with the statement

9.1% Students stated that they disagree with the statement



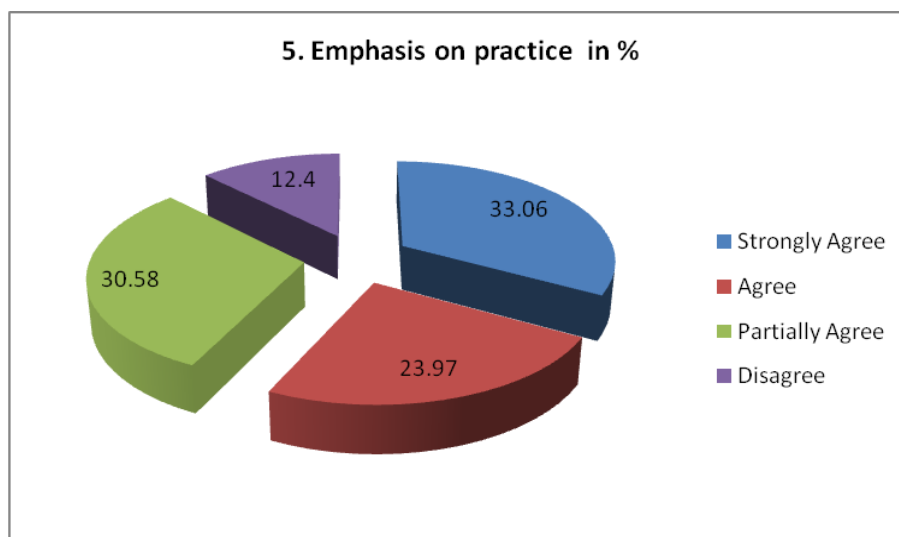
5. Emphasis on practice

33.06% Students stated that they strongly agree with the statement

23.97% Students stated that they agree with the statement

30.58% Students stated that they partially agree with the statement

12.4% Students stated that they disagree with the statement





OFFICE OF THE PRINCIPAL
Nalbari College, Nalbari

Accredited "B" Grade by NAAC

Website: www.nalbaricollege.ac.in E-mail: nalbaricollege1945@gmail.com

PhoneNo.: +919435310880

Feedback of Teachers on Syllabus (2022-23)

The questionnaire for "Feedback of Teachers on Syllabus" was prepared by the IQAC, Nalbari College, Nalbari. Out of 57 Permanent and 19 contractual faculties 60 faculty members responded in the survey. The questionnaire is consisting of 10 questions each with 4 close ended statements. The data are analyzed statement wise and the summary of the statements are presented below-

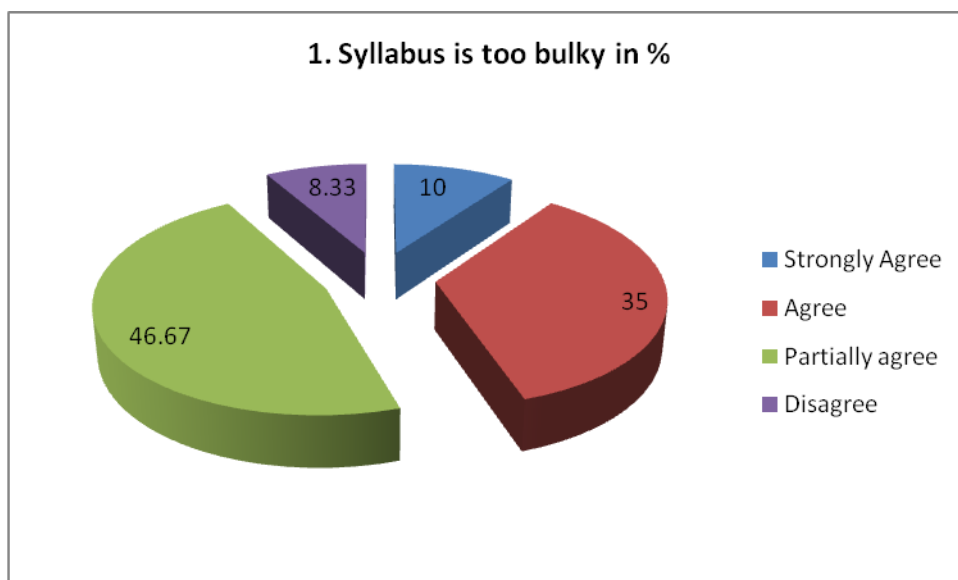
1. The syllabus is too bulky

10% Teachers stated that they strongly agree with the statement

35% Teachers stated that they agree with the statement

46.67% Teachers stated that they partially agree with the statement

8.33% Teachers stated that they disagree with the statement



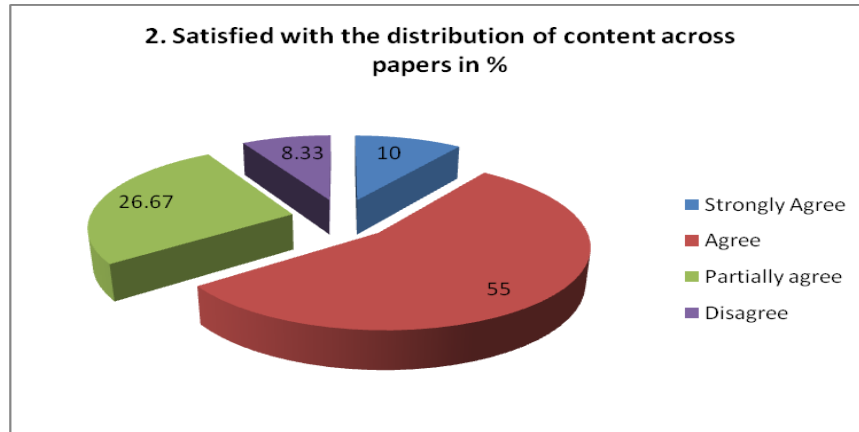
2. Satisfied with the distribution of content across papers

10% Teachers stated that they strongly agree with the statement

55% Teachers stated that they agree with the statement

26.67% Teachers stated that they partially agree with the statement

8.33% Teachers stated that they disagree with the statement



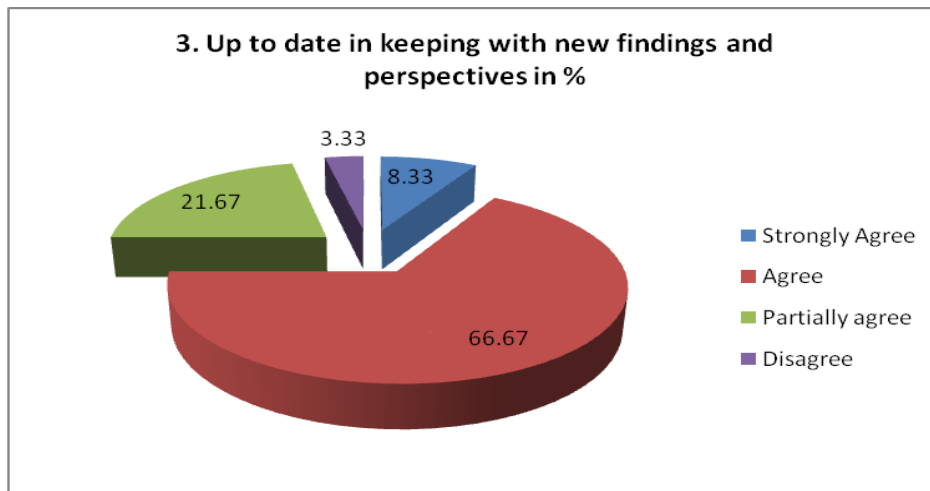
3. Up to date in keeping with new findings and perspective

8.33% Teachers stated that they strongly agree with the statement

66.67% Teachers stated that they agree with the statement

21.67% Teachers stated that they partially agree with the statement

3.33% Teachers stated that they disagree with the statement



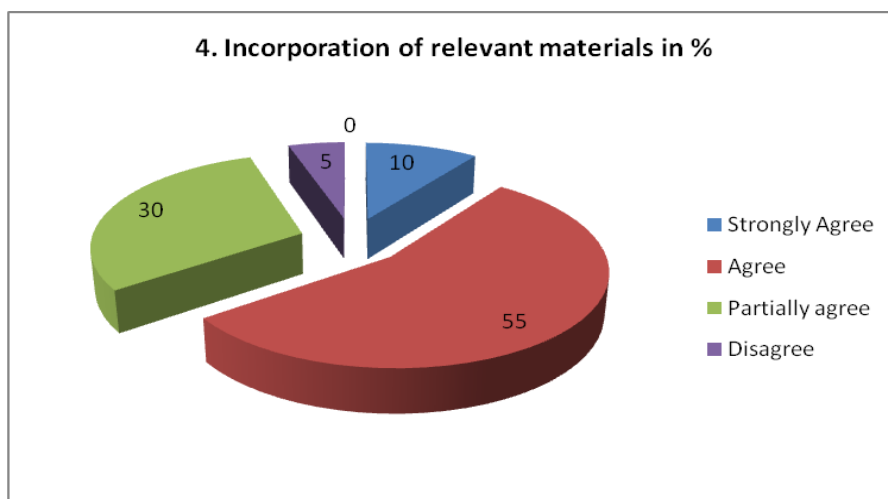
3. Incorporation of relevant materials

10% Teachers stated that they strongly agree with the statement

55% Teachers stated that they agree with the statement

30% Teachers stated that they partially agree with the statement

5% Teachers stated that they disagree with the statement



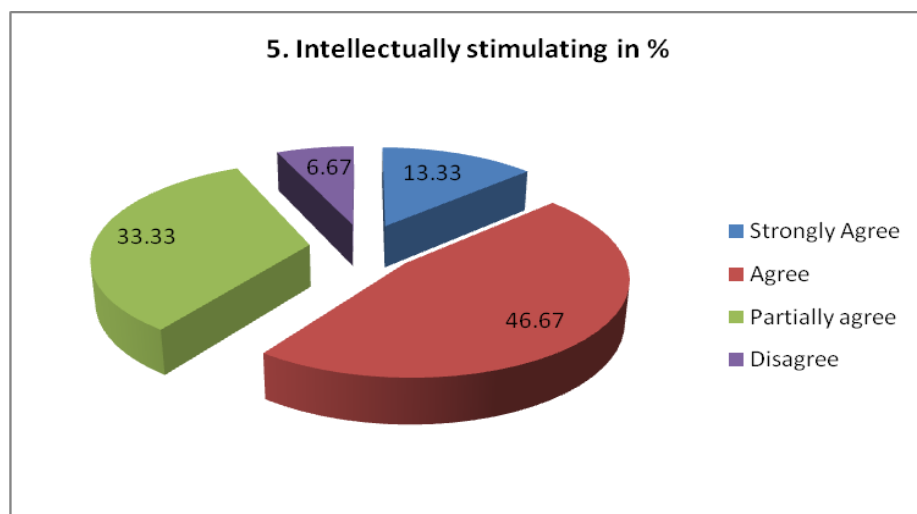
5. Intellectually stimulating

8.33% Teachers stated that they strongly agree with the statement

66.67% Teachers stated that they agree with the statement

21.67% Teachers stated that they partially agree with the statement

3.33% Teachers stated that they disagree with the statement



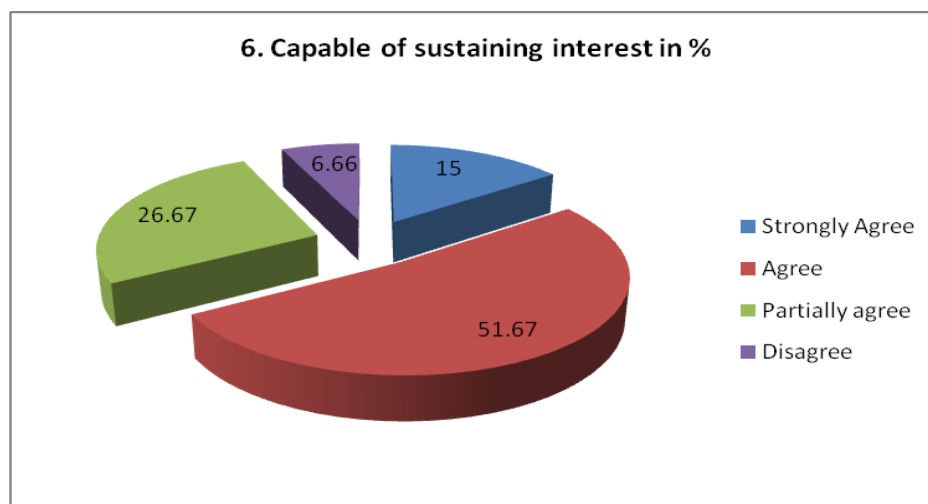
6. Capable of sustaining interest

15% Teachers stated that they strongly agree with the statement

51.67% Teachers stated that they agree with the statement

26.67% Teachers stated that they partially agree with the statement

6.66% Teachers stated that they disagree with the statement



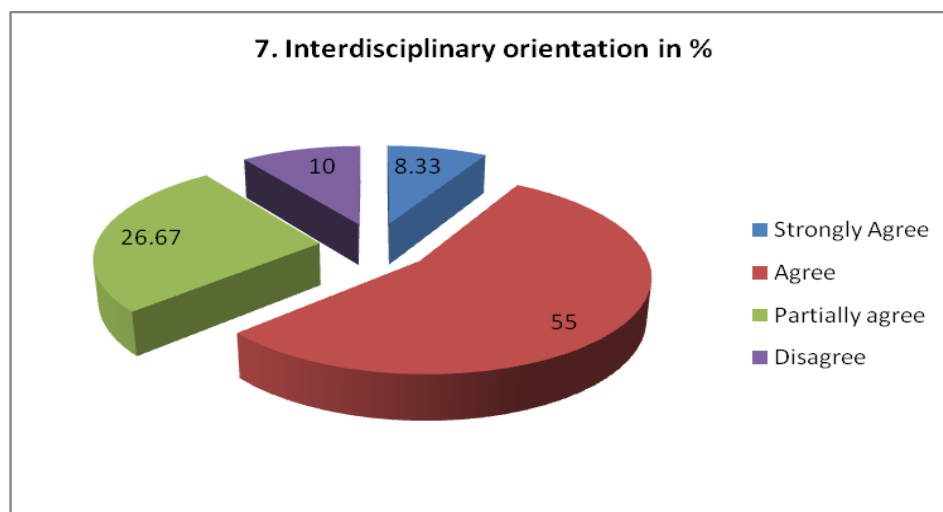
7. Interdisciplinary orientation

8.33% Teachers stated that they strongly agree with the statement

55% Teachers stated that they agree with the statement

26.67% Teachers stated that they partially agree with the statement

10% Teachers stated that they disagree with the statement



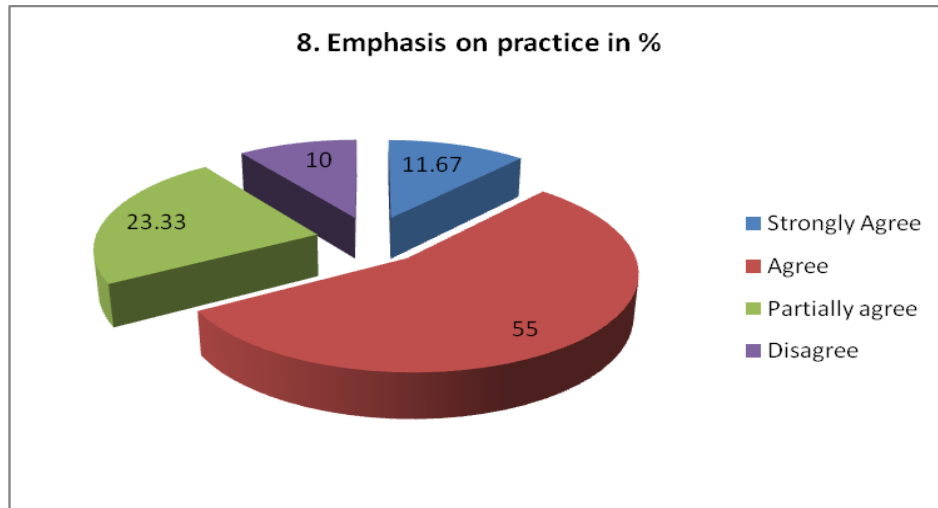
8. Emphasis on practice

11.67% Teachers stated that they strongly agree with the statement

55% Teachers stated that they agree with the statement

23.33% Teachers stated that they partially agree with the statement

10% Teachers stated that they disagree with the statement



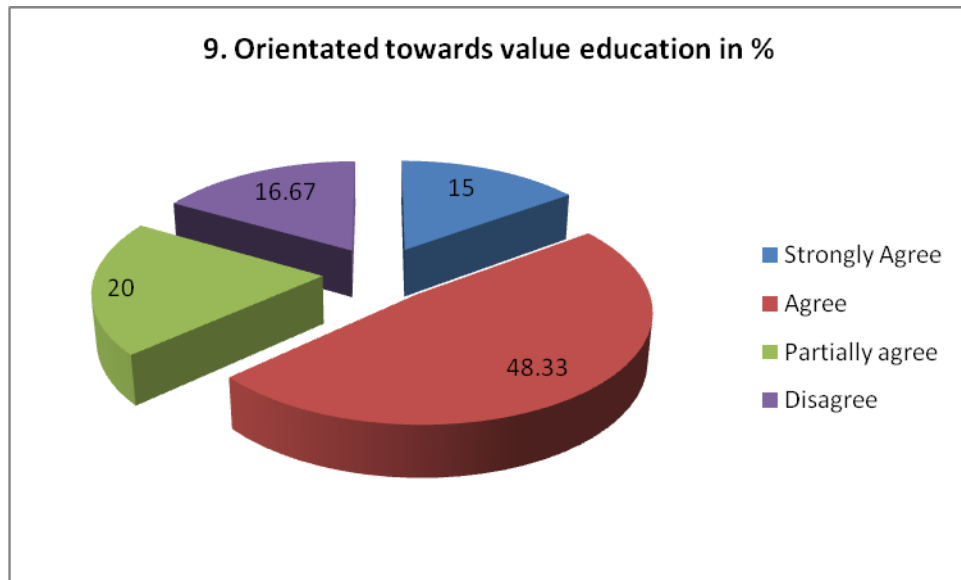
9. Oriented towards value education

15% Teachers stated that they strongly agree with the statement

48.33% Teachers stated that they agree with the statement

20% Teachers stated that they partially agree with the statement

16.67% Teachers stated that they disagree with the statement



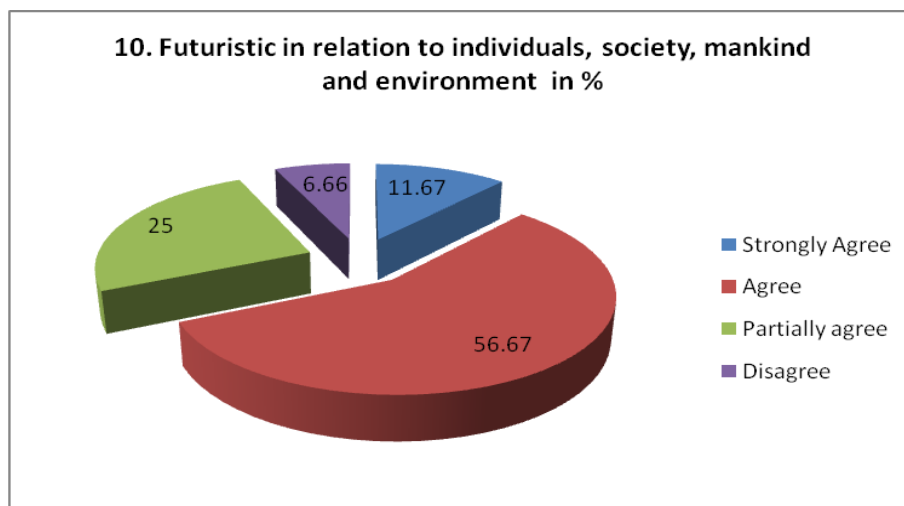
10. Futuristic in relation to individuals, society, mankind and environment

11.67% Teachers stated that they strongly agree with the statement

56.67% Teachers stated that they agree with the statement

25% Teachers stated that they partially agree with the statement

6.66% Teachers stated that they disagree with the statement





OFFICE OF THE PRINCIPAL
Nalbari College, Nalbari

Accredited “B” Grade by NAAC

Website: www.nalbaricollege.ac.in E-mail: nalbaricollege1945@gmail.com

PhoneNo.: +919435310880

Alumni Feedback on Curriculum (2022-23)

The questionnaire for the survey on “Alumni Feedback on Curriculum” is prepared by the IQAC of the college consisting of 6 questions each one with 4 close ended statements. Since the alumni of the college is scattered in different parts of the world and in different sectors, therefore, the questionnaire is prepared and distribute in both online and offline mode. 112 alumni of the college responded in the survey and the statement wise analysis of each questions are presented below –

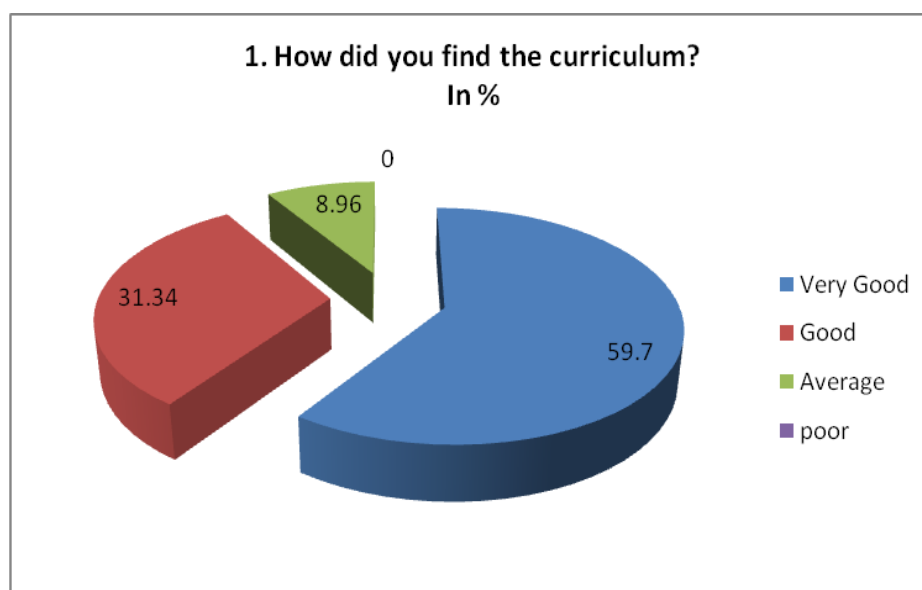
1. How did you find the curriculum?

59.7% Alumni stated that the curriculum was very good

31.34% Alumni stated that the curriculum was good

8.96% Alumni stated that the curriculum was average

0% Alumni stated that the curriculum was poor



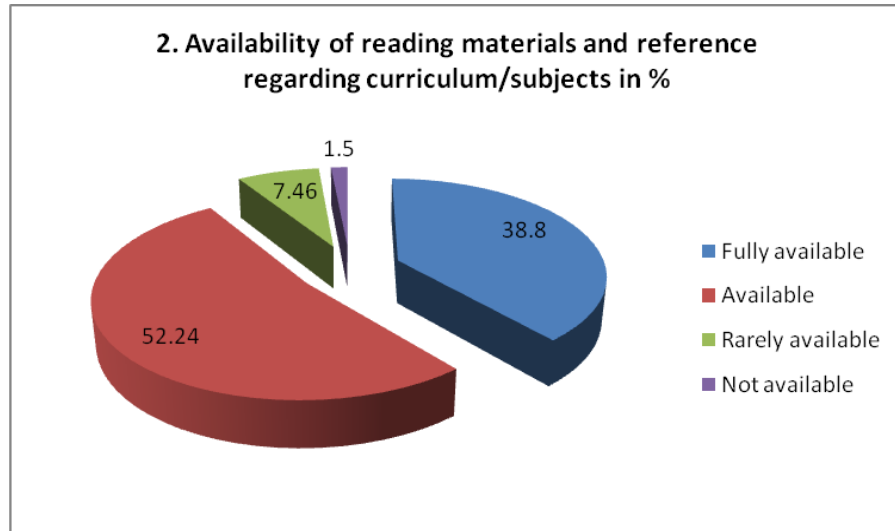
2. Availability of reading materials and reference regarding curriculum/ subject

38.8% Alumni stated that the reading materials are fully available

52.24% Alumni stated that the reading materials are available

7.46% Alumni stated that the reading materials are rarely available

1.5% Alumni stated that the reading materials are not available



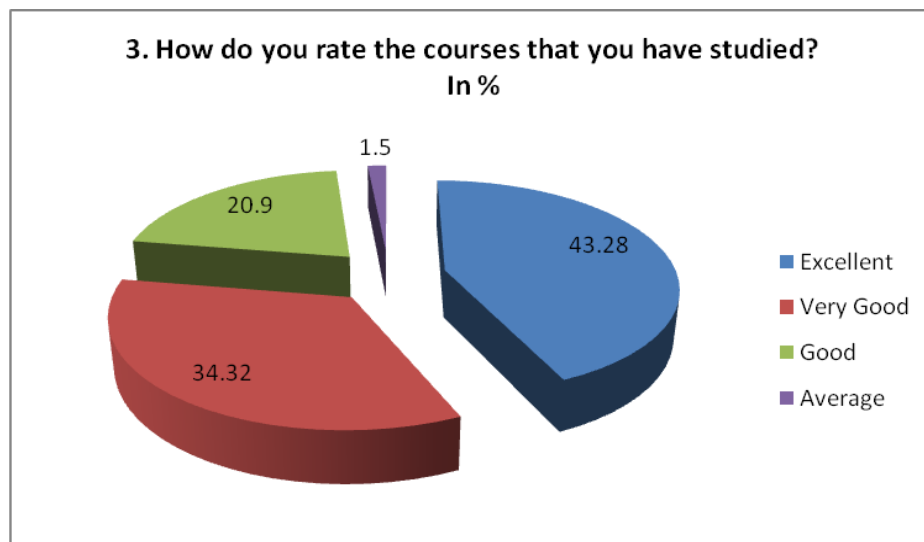
3. How do you rate the courses that you have studied?

43.28% Alumni stated that the courses they have studied are excellent

34.32% Alumni stated that the courses they have studied are very good

20.928% Alumni stated that the courses they have studied are good

1.5% Alumni stated that the courses they have studied are average



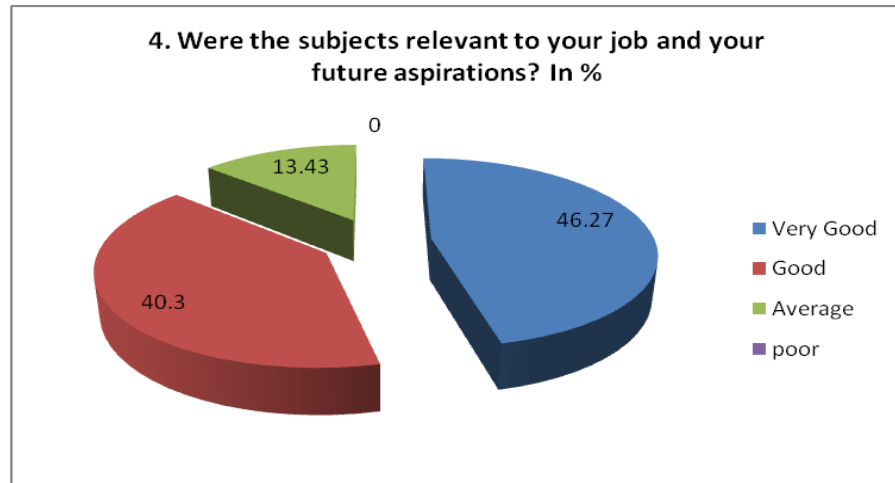
4. Were the subjects relevant to your job and your future aspirations?

46.27% Alumni stated “very good” regarding this question

40.3% Alumni stated “good” regarding this question

13.43% Alumni stated “average” regarding this question

0% Alumni stated “poor” regarding this question



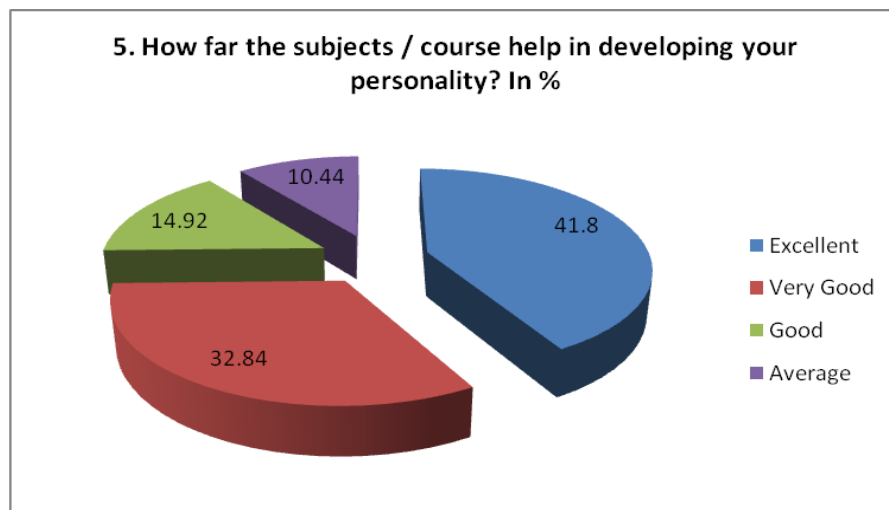
5. How far the subjects/ course help in developing your personality?

41.8% Alumni stated as “excellent”

32.84% Alumni stated as “very good”

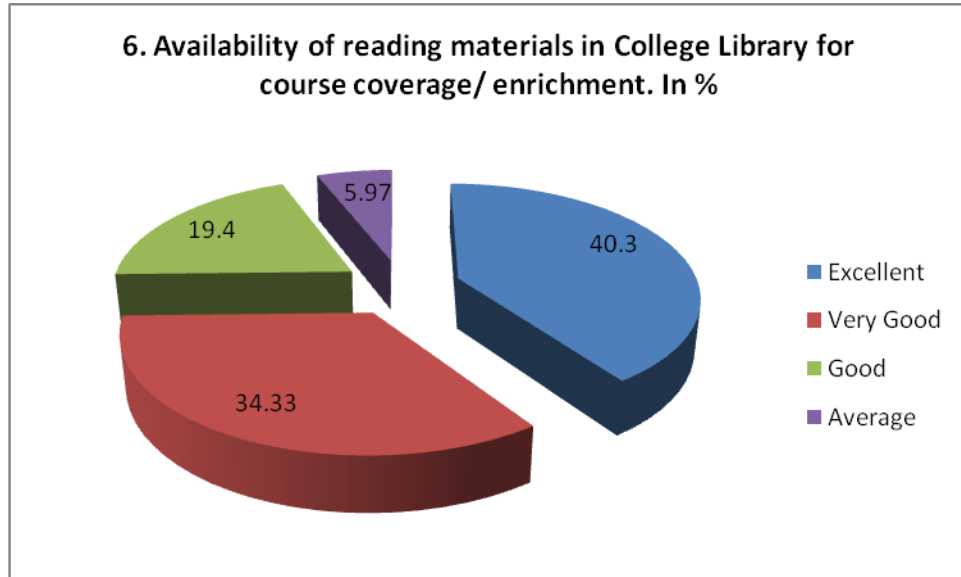
14.92% Alumni stated as “good”

10.44% Alumni stated as “average”



6. Availability of reading materials in College Library for course coverage/ enrichment

40.3% Alumni stated that reading materials in the College Library as “excellent”
34.33% Alumni stated that reading materials in the College Library as “very good”
19.4% Alumni stated that reading materials in the College Library as “good”
41.8% Alumni stated that reading materials in the College Library as “average”



Feedback of Employers (2022-23)

The questionnaire for the survey on Feedback by Employers is prepared by the IQAC of the college consisting of 4 close ended statements. Since the employer of the alumni of the college is scattered in different parts of the world and in different sectors, therefore, the questionnaire is prepared and distribute in online (Google form) and offline (hard copy) mode. In this survey 100 employers consisting of educational institutions, State and Central Government private offices Private sectors, MNCs are selected at random. Out of the total employers 51 employers responded, 12 employers in online mode 39 in offline mode. The result is analyzed statement wise and the summary is presented below –

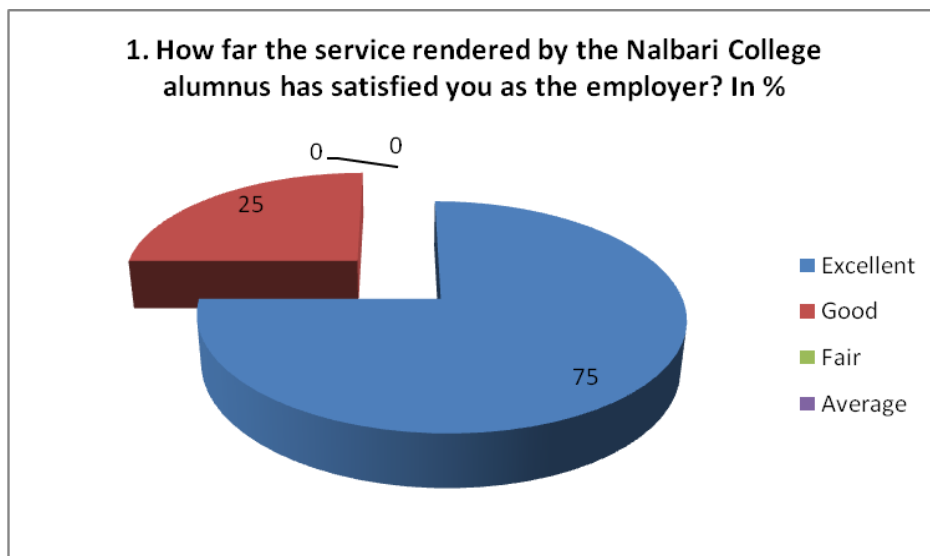
1. How far the service rendered by the Nalbari College alumnus has satisfied you as the employer?

75% Employers stated the service rendered by the alumnus of Nalbari College is excellent.

25% Employers stated the service rendered by the alumnus of Nalbari College is good.

0% Employers stated the service rendered by the alumnus of Nalbari College is fair.

0% Employers stated the service rendered by the alumnus of Nalbari College is average.



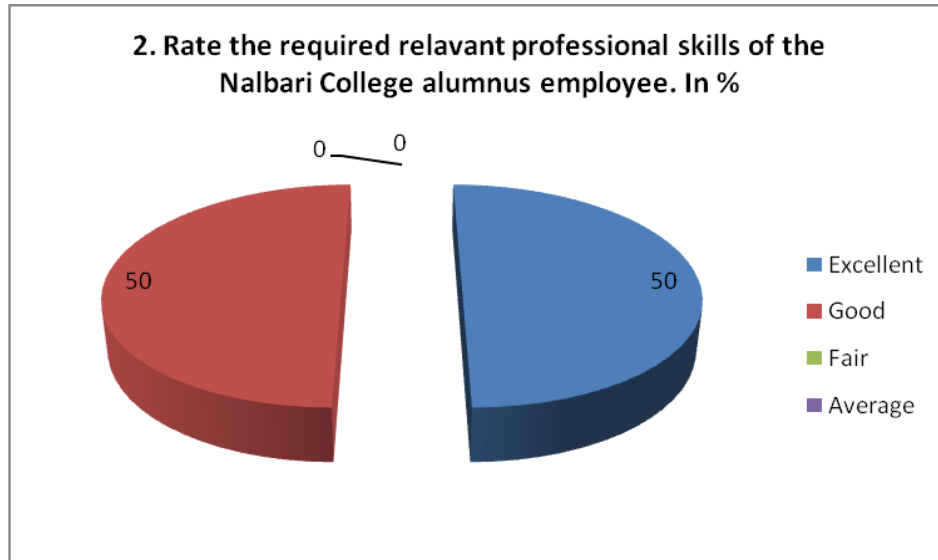
2. Rate the required relevant professional skills of the Nalbari College alumnus by employee.

50% Employers rated excellent.

50% Employers rated good.

0% employers rated for fair.

0% employers rated for average.



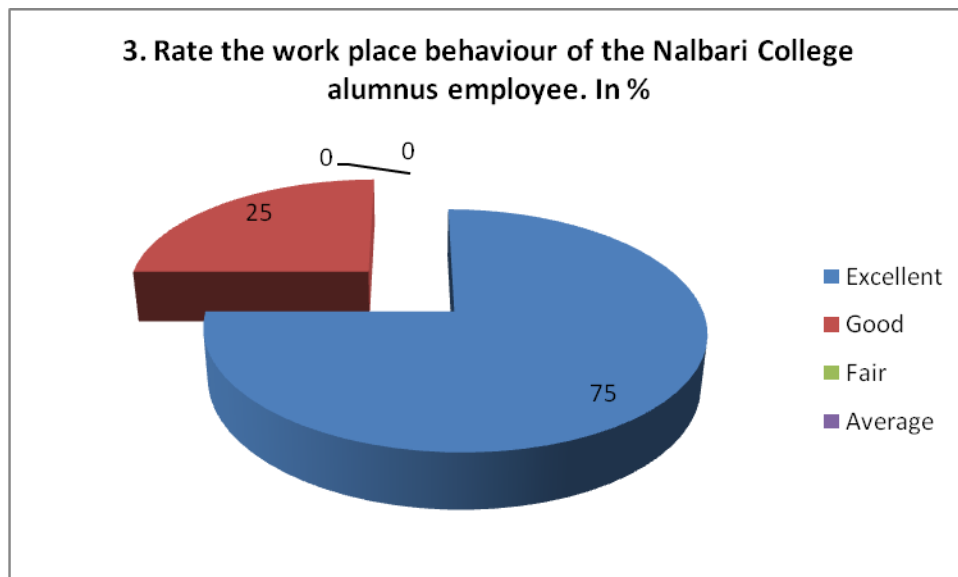
3. Rate the work place behavior of the Nalbari College alumnus employee

75% Employers rated excellent.

25% Employers rated good.

0% employers rated for fair.

0% employers rated for average.



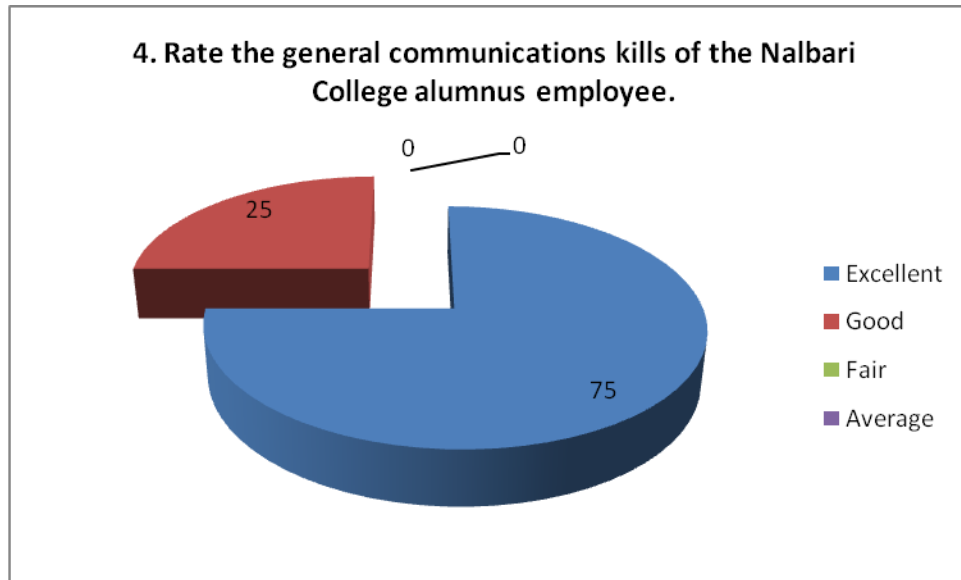
4. Rate the general communications skills of the Nalbari College alumnus employee.

75% Employers rated excellent.

25% Employers rated good.

0% employers rated for fair.

0% employers rated for average.



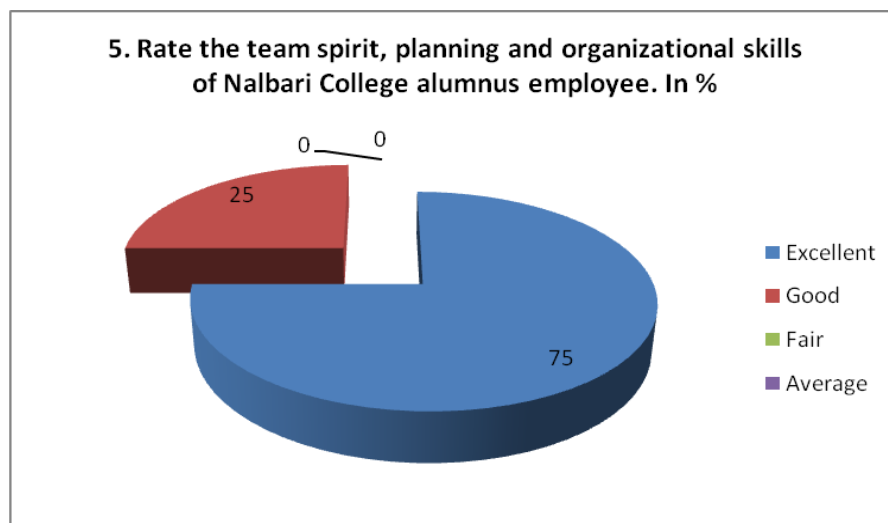
5. Rate the team spirit, planning and organizational skills of Nalbari College alumnus employee

75% Employers rated excellent.

25% Employers rated good.

0% employers rated for fair.

0% employers rated for average.



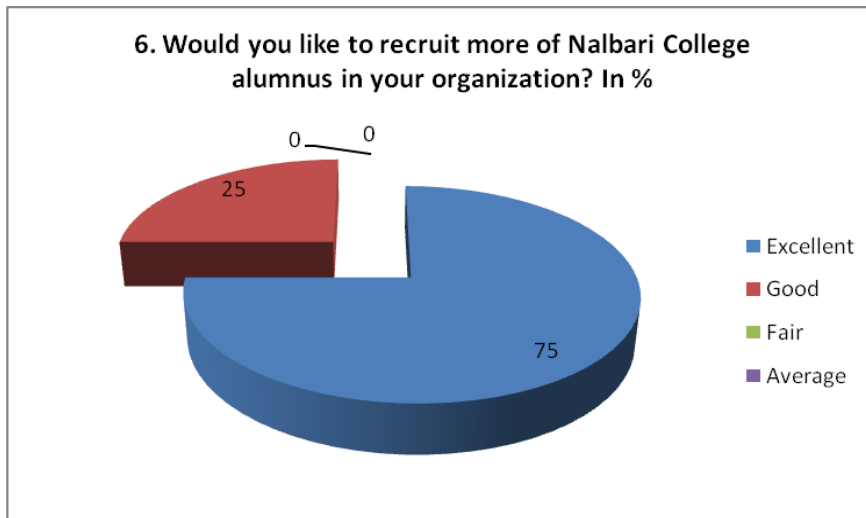
6. Would you like to recruit more of Nalbari College alumnus in your organization?

75% Employers rated excellent.

25% Employers rated good.

0% employers rated for fair.

0% employers rated for average.



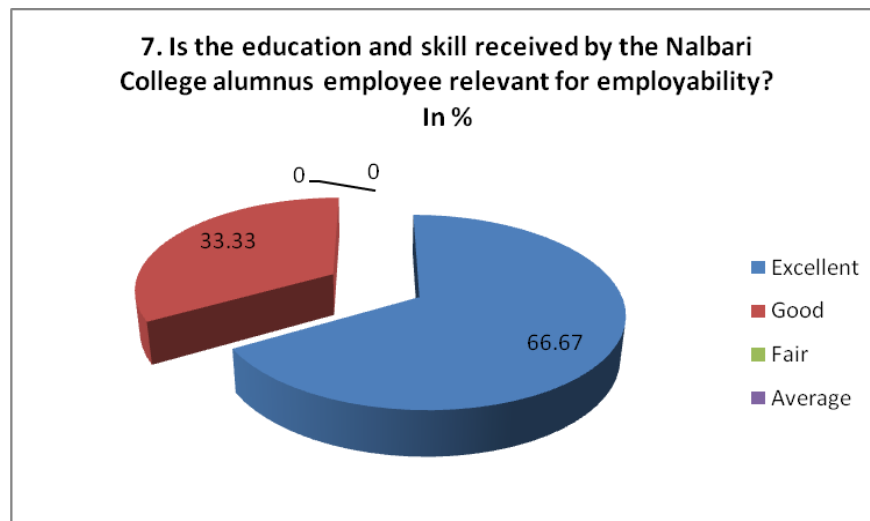
7. Is the education and skill received by the Nalbari College alumnus employee relevant for employee?

66.67% Employers rated excellent.

33.33% Employers rated good.

0% employers rated for fair.

0% employers rated for average.



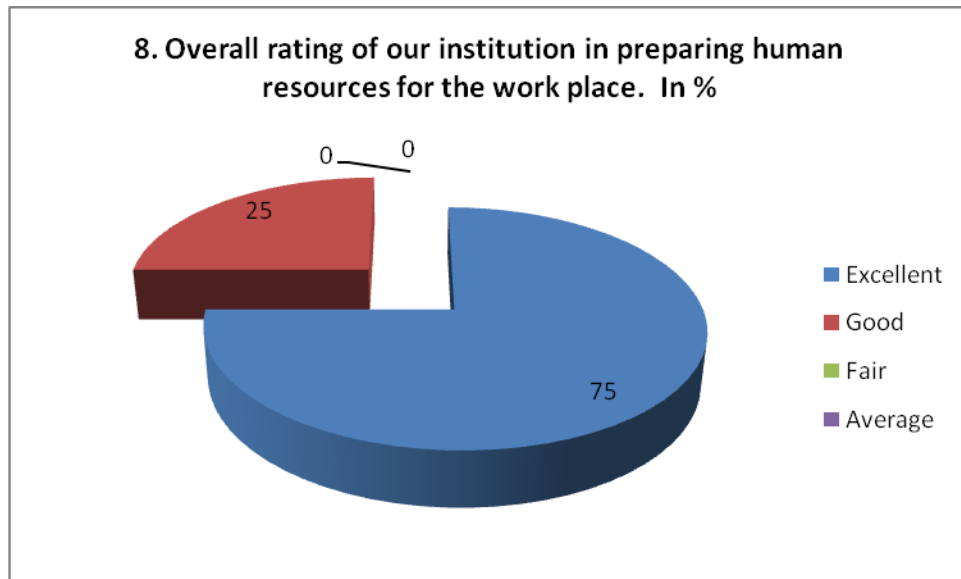
8. Overall rating of our institution in preparing human resources for the work.

75% Employers rated excellent.

25% Employers rated good.

0% employers rated for fair.

0% employers rated for average.





OFFICE OF THE PRINCIPAL
NALBARI COLLEGE

ESTD-1945

NALBARI-781335 (ASSAM)

Accredited "B" Grade by NAAC

Website: www.nalbaricollege.ac.in E-mail: nalbaricollege1945@gmail.com

Mobile: +9194353-10880

Fax: 03624-220241

Date: 20-07-2023

Action Taken Report on Feedback obtained from Students, Parents, Teachers, Alumni and Employer for the
Academic Session : 2022-23

Student Satisfaction Survey and Action Taken Report		
SI No.	Feed Back	Action Taken
1	Needs to improvement to cover the syllabus	The Academic Council Meeting held on 20-07-2023 discussed the Student Satisfactory Survey and following decisions were taken- • HoDs are reported to take necessary action and arrange some extra classes if necessary. • Initiatives are taken for improvement in promoting internship, student exchange, and field visit for students. • The IQAC coordinator is requested to make necessary arrangement for online courses like SWAYAM • The Academic Council is requested to take necessary arrangement to make more efforts to encourage students in the monitoring, review and continuous quality improvement of the teaching-learning process
2	There is scope for improvement in promoting internship, student exchange, field visit opportunities for student	
3	Needs to provide more multiple opportunities to learn and grow.	
4	The college needs to make more efforts to encourage students in the monitoring, review and continuous quality improvement of the teaching-learning process	
Feedback on Syllabus by Student and Action Taken Report		
SI No.	Feed Back	Action Taken
Feedback on Syllabus by Student is satisfactory		
Feedback on Syllabus by Teachers and Action Taken Report		
SI No.	Feed Back	Action Taken
1	Need to improve distribution of contents across the papers	• Reported to concerned bodies for necessary action
Alumni Feedback on Curriculum		
SI No.	Feed Back	Action Taken
Feedback on Syllabus by Student is satisfactory		
Feedback of Employers		
Feedback of Employers is satisfactory		



(Dr. Kamal Nayan Patowary)

Principal

Nalbari College, Nalbari

Principal

Nalbari College, Nalbari

Nalbari : Assam